

# PLAQUES & SIGNS

## Order Form

REF. #/PROJECT NAME: \_\_\_\_\_



Bill to \_\_\_\_\_

Street \_\_\_\_\_

City \_\_\_\_\_ St. \_\_\_\_\_ Zip \_\_\_\_\_

Phone \_\_\_\_\_ Fax \_\_\_\_\_

Email \_\_\_\_\_

Ship to \_\_\_\_\_

Street \_\_\_\_\_

City \_\_\_\_\_ St. \_\_\_\_\_ Zip \_\_\_\_\_

Phone \_\_\_\_\_ Fax \_\_\_\_\_

Email \_\_\_\_\_

Click "Submit" to send orders  
to [orders@trigard.com](mailto:orders@trigard.com) or  
fax them to 217.444.2040.

Date ordered \_\_\_\_\_

Date needed \_\_\_\_\_

**7 business day  
RUSH**  
**14 business day  
RUSH**


### 1. Select size & shape

\_\_\_\_\_ "W x \_\_\_\_\_ "H  
Rectangle Custom shape  
Circle (please attach a drawing)

### 2. Select material

Bronze Engraved polystyrene  
Aluminum Printed PVC

### 3. Border options



### 4. Font options


OPTIMA / Optima  
HELVETICA / Helvetica  
DUTCH ROMAN / Dutch Roman

To ensure correct spelling on your proof, **please attach a Word document with your text.**

### 5. Background color




Old World Brown




Black



Black Cherry



Oxide



Weathered copper



Slate Shimmer


### 6. Finish options

Glossy Matte  
(internal use only)

### 7. Photo color options




Oxide




Full color


### 8. Texture




Leather



Pebble

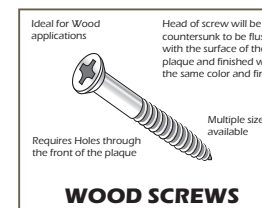
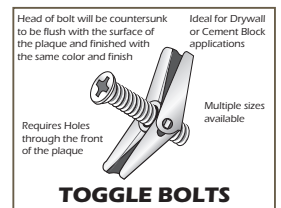
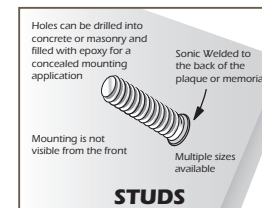
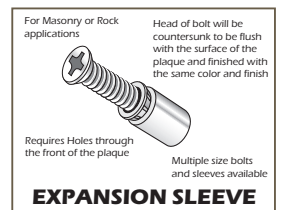
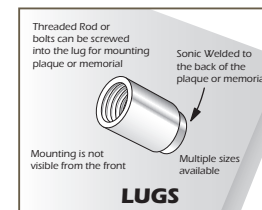


Stucco



Smooth

### 9. Select mounting hardware



Other mounting: \_\_\_\_\_

None

Specific location: \_\_\_\_\_